

Search PDGA.com:

[Login](#) | [Contact](#)



[Home](#) [About Disc Golf](#) [Membership](#) [PDGA Tour](#) [Courses](#) [FAQ](#) [PDGAMedia](#) [PDGA HQ](#) [International](#) [Discussion](#)

PDGA Tour Event Results

[Event Info](#) | [Course Statistics](#)

Golden Corner Classic III

Official Results:

| | | | | | | | |
|------|-------------|------|---|---------------|----|-----------|-------|
| Date | 21-Nov-2009 | Tier | C | Total Players | 45 | Pro Purse | \$280 |
|------|-------------|------|---|---------------|----|-----------|-------|

Open

Show Round Ratings

| Place | Points | Name | PDGA# | Rating | Rd 1 | Rd 2 | Total | Prize |
|-------|--------|-------------------------|-------|--------|------|------|-------|-------|
| 1 | 35 | Zack Rogers | 19818 | 986 | 47 | 49 | 96 | \$116 |
| 2 | 30 | Travis Sauls | 20237 | 967 | 48 | 51 | 99 | \$62 |
| 2 | 30 | Dave Chansler | 13627 | 952 | 47 | 52 | 99 | \$62 |
| 4 | 20 | Mark Muren | 26747 | 958 | 49 | 51 | 100 | \$13 |
| 4 | 20 | Aaron Cunningham | 31658 | 974 | 50 | 50 | 100 | \$13 |
| 4 | 20 | Sarah Stanhope | 30397 | 954 | 47 | 53 | 100 | \$13 |
| 7 | 5 | David Cunningham | 39634 | 958 | 55 | 50 | 105 | |

Advanced

Show Round Ratings

| Place | Points | Name | PDGA# | Rating | Rd 1 | Rd 2 | Total | Prize |
|-------|--------|-------------------------|-------|--------|------|------|-------|-------|
| 1 | 35 | Brandon Barker | 36803 | 932 | 53 | 51 | 104 | |
| 2 | 30 | Matt Skelton | 39545 | 903 | 54 | 55 | 109 | |
| 2 | 30 | Jay Korybski | 10715 | 926 | 52 | 57 | 109 | |
| 2 | 30 | Nathan Flounders | 34004 | 913 | 54 | 55 | 109 | |
| 5 | 15 | Paul Martinez | 31578 | 899 | 55 | 57 | 112 | |
| 6 | 10 | Chad Knight | 30061 | 930 | 57 | 57 | 114 | |
| 7 | 5 | Douglas Stettler | 25873 | 894 | 58 | 58 | 116 | |

Advanced Women

Show Round Ratings

| Place | Points | Name | PDGA# | Rating | Rd 1 | Rd 2 | Total | Prize |
|-------|--------|---------------------------|-------|--------|------|------|-------|-------|
| 1 | 3 | Christine Savvakis | 37300 | 808 | 66 | 66 | 132 | |

Advanced Masters

Show Round Ratings

| Place | Points | Name | PDGA# | Rating | Rd 1 | Rd 2 | Total | Prize |
|-------|--------|--------------------------|-------|--------|------|------|-------|-------|
| 1 | 24 | Michael Childress | 36918 | 905 | 56 | 54 | 110 | |
| 2 | 20 | Basil Berry | 15181 | 874 | 53 | 58 | 111 | |
| 3 | 16 | Jack Settlemyer | 40371 | 864 | 57 | 56 | 113 | |
| 4 | 12 | Robert Ellisor | 27257 | 917 | 57 | 57 | 114 | |
| 5 | 8 | Danny Marks | 19424 | 907 | 59 | 57 | 116 | |
| 6 | 4 | Sam Patton | 18689 | 857 | 61 | 56 | 117 | |

Advanced Grandmasters

Show Round Ratings

| Place | Points | Name | PDGA# | Rating | Rd 1 | Rd 2 | Total | Prize |
|-------|--------|-----------------------|-------|--------|------|------|-------|-------|
| 1 | 9 | Steve Boucher | 31105 | 874 | 58 | 61 | 119 | |
| 2 | 6 | Bill Ball | 26011 | 866 | 61 | 61 | 122 | |
| 3 | 3 | Jerry Chansler | 13628 | 841 | 61 | 64 | 125 | |

Intermediate

Show Round Ratings

| Place | Points | Name | PDGA# | Rating | Rd 1 | Rd 2 | Total | Prize |
|-------|--------|-----------------------|-------|--------|------|------|-------|-------|
| 1 | 56 | Chris Provo | 41664 | 948 | 50 | 52 | 102 | |
| 2 | 52 | Austin Finley | 41628 | 958 | 52 | 51 | 103 | |
| 3 | 48 | Kris K.Z. Zahm | 31824 | 914 | 51 | 53 | 104 | |
| 4 | 44 | Jim Cunningham | | | 59 | 52 | 111 | |
| 5 | 40 | James Cathy | 37870 | 900 | 55 | 57 | 112 | |

| | | | | | | | |
|----|----|-------------------------|-------|-----|----|----|-----|
| 6 | 36 | Chris Brown | | | 58 | 55 | 113 |
| 7 | 32 | Stuart Neal | | | 55 | 59 | 114 |
| 7 | 32 | Larry Fruchtman | 15735 | 888 | 53 | 61 | 114 |
| 9 | 24 | Duane Dowd | | | 59 | 58 | 117 |
| 10 | 20 | Matt Whitlock | 41838 | 856 | 61 | 60 | 121 |
| 11 | 16 | Aaron Evans | 30515 | 863 | 64 | 58 | 122 |
| 12 | 12 | Bryan Schaupp | 37821 | 874 | 62 | 62 | 124 |
| 13 | 8 | Scott Overstreet | 34153 | 857 | 64 | 61 | 125 |
| 14 | 4 | Jason Anderson | | | 69 | 73 | 142 |

Intermediate Women





Show Round Ratings

| Place | Points | Name | PDGA# | Rating | Rd 1 | Rd 2 | Total | Prize |
|-------|--------|----------------------|-------|--------|------|------|-------|-------|
| 1 | 2 | Tabitha Simon | 40020 | 779 | 74 | 66 | 140 | |

Novice

Show Round Ratings

| Place | Points | Name | PDGA# | Rating | Rd 1 | Rd 2 | Total | Prize |
|-------|--------|-------------------------|-------|--------|------|------|-------|-------|
| 1 | 12 | Jonathon Hodge | 41110 | 885 | 58 | 58 | 116 | |
| 2 | 10 | Beau Chappellear | 40672 | 862 | 59 | 61 | 120 | |
| 3 | 8 | Joe Wallace | | | 64 | 58 | 122 | |
| 3 | 8 | Robbie Pitzer | | | 61 | 61 | 122 | |
| 5 | 4 | Mark Mason | | | 68 | 61 | 129 | |
| 6 | 2 | Ian Lundin | | | 71 | 72 | 143 | |


[SHARE](#)



[Printer-friendly Version](#) | [Email this page](#)

© 2009 Professional Disc Golf Association. All rights reserved.

IDGC - Wildwood Park, 3828 Dogwood Lane, Appling, GA 30802-3012 PH:706-261-6342